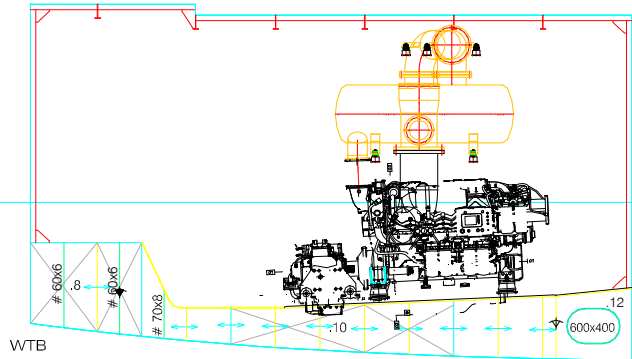
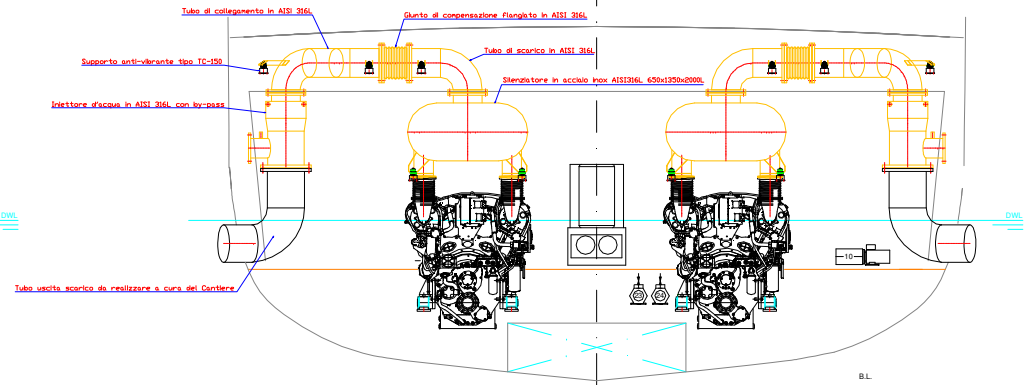


LONGITUDINAL SECTION AT 750 FROM C.L.
PORT SIDE - STBD SYMM.

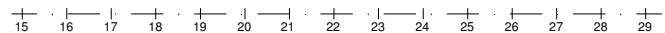
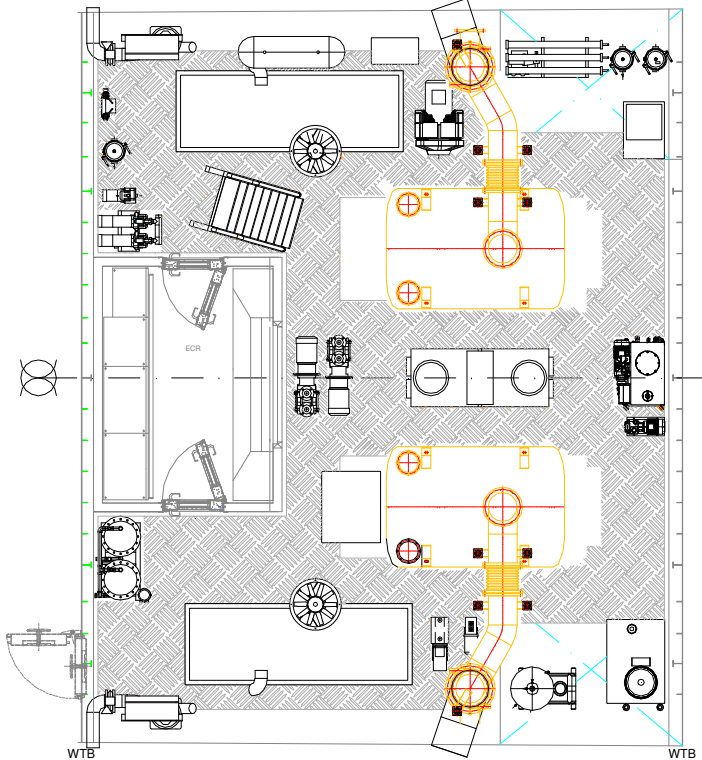


WTB

FRAME 24



PLAN VIEW



Data	Descrizione modifica		
 <div style="display: flex; justify-content: space-between; align-items: center;"> <div style="font-size: small;"> Via Trieste 1 - C 31057 SILEA (TV) Tel. +39 0422 360199 Fax +39 0422 362145 www.silencermarine.com </div>  </div>			
Descrizione: YACHT 43 M. - MOTORE CAT C32 - 969 kW 1° SCHEMA IMPIANTO SILENCERMARINE			
Formato:	Scala:	Nr. Dis. ***** rev. 00	Data: 09/02/12
Art.:		Dis.:	
E' vietata la riproduzione anche parziale di questo disegno nonchè la sua cessione a terzi			